

WRITING THE ESSAY

Rebecca Stimson, Instructor



The
Five

Paragraph



Juneteenth

Essay



The Thesis Statement



1. Appears in the Introduction

2. Expresses your main idea or argument



3. Is reinforced in the Body Paragraphs that follow

4. Is restated in the Conclusion

The Introduction



Main point #1

Main point #2

Main point #3

THESIS



The Body Paragraphs

Topic sentence → Main idea

Main idea



Specific details



Transitions

later

therefore

in contrast

then

in fact

of course

finally



THE CONCLUSION

1. Summarize your main points.
2. Reconnect your reader to your thesis.
3. Remind your reader what the purpose of your essay was.
4. Do NOT introduce new ideas.



PLAGIARIZING

Using someone else's words or ideas
without giving them credit
is a kind of stealing.




HOW NOT TO PLAGIARIZE

1. Use your own words.
2. Keep track of what you read as you read it.
3. Cite (insert) the source information.
4. Remember to use quotation marks.




HOW NOT TO PLAGIARIZE



When in doubt, leave it out.



PROOFREADING



Proofreading is one of the keys to successful writing.



PROOFREADING

it's
or
its




grammar mistakes

misspellings

wrong word use

omissions

awkward phrases



their or
there



PROOFREADING Rule of Thumb



If you have to read a sentence more than twice to figure out what it means, there's something you need to fix.








HOW TO PROOFREAD A WINNING ESSAY



1. Find a quiet place.
2. Read your writing out loud SLOWLY.





Proofreading Help



Thank you for joining us!

We wish you success with your
Juneteenth Essay writing!



For more information, see the website
www.LansingJuneteenthCelebration.org ,
or contact PEERS (Progressive Empowerment Resource Services)
at education@LansingJuneteenthCelebration.org and a member
of the committee will get back to you.